



---

# City of Miami

Miami Forever Bond

Tranche 1

Project List - Approved

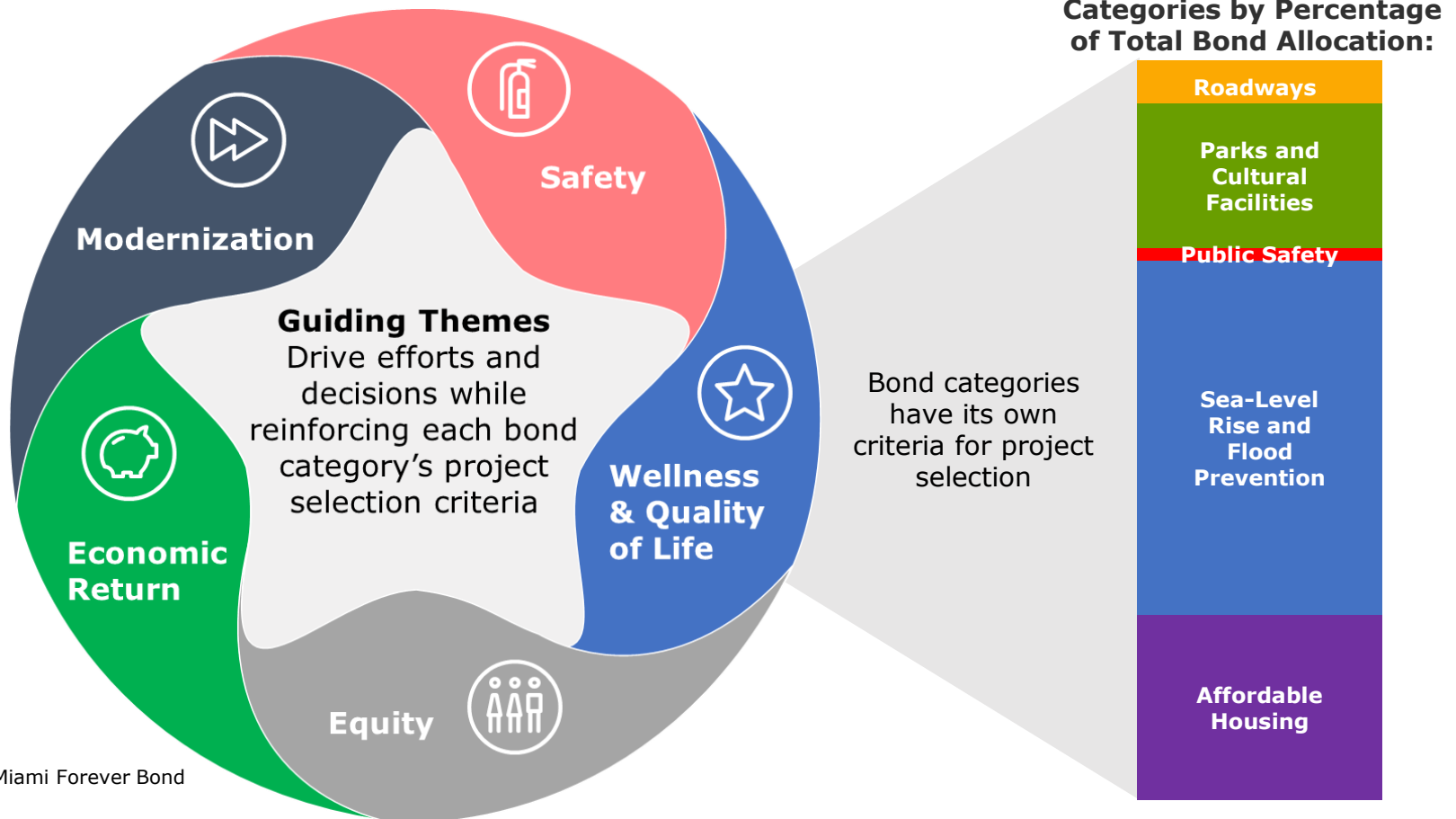
---

December 13, 2018

# Vision and Guiding Themes

## Miami Forever Bond Vision

Orchestrate a **deliberate and objective** project selection process, by expertly **assessing city wide requirements** and citizen input and **optimize all available resources** to create a **stronger, more resilient and innovative future for Miami.**



# Forever Bond Implementation Strategy

## Immediate Impact

- Tranche 1 bond issuance focuses on **ready** projects
  - Series A: Infrastructure*
    - Front-load Roads and Parks
    - Strategically activate Public Safety and Sea Level Rise & Flood Prevention
    - Further analyze "Cultural Facilities"
  - Series B: Affordable Housing*
    - Develop and invest in Affordable Housing solutions
- Select a range of projects to inform future approaches
- Launch initial communications and engagement plans

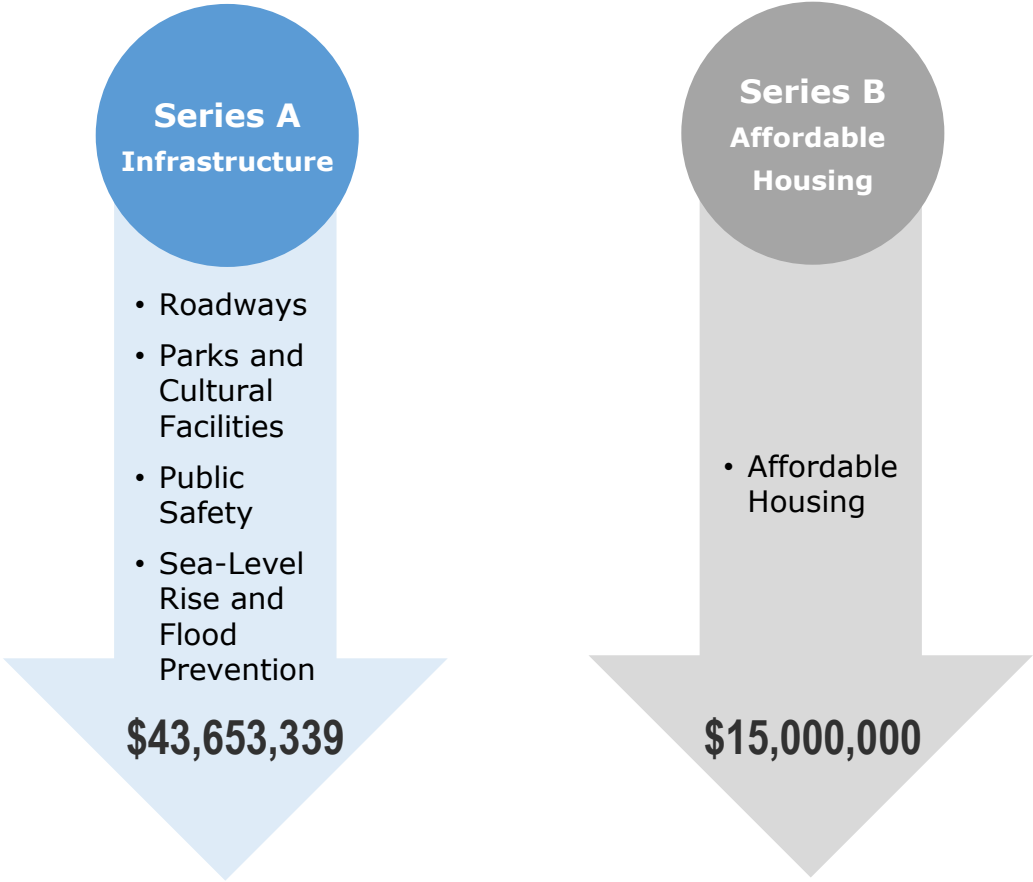
## Gain Momentum

- Continue to participate in industry studies and events to identify more targeted and effective outcomes
- Strengthen partnerships and agreements
- Accelerate communications and stakeholder & citizen engagement
- Extract relevant information from the Storm Water Master Plan and other studies
- Determine most effective procurement strategies and assess program and construction capacities
- Pursue matching funds and leveraging opportunities
- Assess and update City zoning, planning and building policies and standards

## Long-Term Solutions

- Integrate lessons learned and best practices into project selection process
- Actively identify projects for future phases
- Implement project pipeline, selection and prioritization model
- Integrate process into capital program management process
- Manage construction execution and capacity
- Assess alternative methods of execution
- Manage construction execution and capacity

# Tranche 1 Approach



- Roadways
- Parks and Cultural Facilities
- Public Safety
- Sea-Level Rise and Flood Prevention

**\$43,653,339**

**Series B  
Affordable  
Housing**

- Affordable Housing

**\$15,000,000**

**Total**

	Roads	Parks	Public Safety	SLR&FP	Housing	Total
<b>Total Bond Funding</b>	\$ 23	\$ 78	\$ 7	\$ 192	\$ 100	\$ 400
<b>Tranche 1</b>	\$ 7.6	\$ 25.3	\$ 0.4	\$ 10.3	\$ 15.0	\$ 58.7
<i>Percentage</i>	33%	32%	6%	5%	15%	15%

# Approved Tranche 1 Project List

Project	Project B#	District	Bond Funding	Total Cost	Category
Very Poor Condition Roads, Phase 1 - Outside Priority Drainage Basins		CW	\$ 7,590,182	\$ 7,590,182	Roads
Alice Wainwright Park Seawall and Resiliency	40-B40454C	2	\$ 2,650,000	\$ 4,906,280	Parks
Douglas Park Community Center	40-B40581	2	\$ 1,000,000	\$ 4,365,345	Parks
Legion Park Boat Ramp	40-B40510	5	\$ 263,000	\$ 1,895,536	Parks
Spring Garden Point Park	40-B40566	5	\$ 850,000	\$ 1,500,000	Parks
Legion Park Building	40-B40510A	5	\$ 825,000	\$ 2,995,893	Parks
City-wide Parks Access and Mobility Renovations		CW	\$ 2,212,000	\$ 2,212,000	Parks
City-wide Parks Playground Renovations		CW	\$ 2,788,200	\$ 2,788,200	Parks
City-wide Parks Roofing Reconstruction		CW	\$ 655,400	\$ 655,400	Parks
Bay of Pigs Park	40-B183526	4	\$ 310,000	\$ 1,020,000	Parks
Morningside Park Pool Design and Permitting		2	\$ 600,000		Parks
West End Park Master Plan, Pool Design and Enhancements	40-B183505	4	\$ 500,000	\$ 700,000	Parks
Antonio Maceo Boat Ramp and Dock Renovations	40-B17357	1	\$ 79,929	\$ 579,929	Parks
Curtis Park Community Center Design		1	\$ 400,000		Parks
Armbrister Park Community Center Design		2	\$ 400,000		Parks
Moore Park Gym Design and Construction		5	\$ 6,800,000	\$ 6,800,000	Parks
PBA/Fern Isle Park Enhancements	40-B40543	1	\$ 244,700	\$ 4,211,007	Parks
Coral Way Park Expansion and Enhancements		3	\$ 925,000	\$ 925,000	Parks
Riverside Park Renovations and Enhancements		3	\$ 995,000	\$ 995,000	Parks
Bryan Park Playground Renovations and Park Enhancements		4	\$ 650,000	\$ 650,000	Parks
New Park at 3699/3701 SW 1st AVE		3	\$ 1,200,000	\$ 1,200,000	Parks
New Park at 2200 SW 9th AVE & 910 SW 22nd RD		3	\$ 1,000,000	\$ 1,000,000	Parks
Fire Facilities Resiliency Project (FS10) - Design		1	\$ 420,000		Public Safety
Immediate Flood Control: Install Backflow Valves (Phase 1)		CW	\$ 2,457,000	\$ 2,457,000	SLR&FP
Improve Drainage Outside of Priority Drainage Basins (Phase 1)		CW	\$ 2,300,000	\$ 2,300,000	SLR&FP
Brickell Bay Drive Design Criteria Package		2	\$ 1,000,000		SLR&FP
Jose Marti Park Flood Mitigation Study and Design		3	\$ 940,000		SLR&FP
Fairview Flood Mitigation	40-B30737	2	\$ 1,800,000	\$ 4,944,615	SLR&FP
NW 17th Street from NW 27th AVE to NW 32nd AVE - Road & Drainage Construction	40-B183611	1	\$ 1,797,928	\$ 2,047,928	SLR&FP

Series A \$ 43,653,339

Project	Project B#	District	Bond Funding	Total Cost	Category
Construction and Permanent Financing: MLK Residences		5	\$ 2,000,000		Housing
Construction and Permanent Financing: Liberty Renaissance		5	\$ 1,000,000		Housing
Affording Housing and Economic Development		CW	\$ 8,000,000		Housing
Home Ownership Preservation / Single Family Home Rehabilitation		CW	\$ 4,000,000		Housing

Series B \$ 15,000,000

Total \$ 58,653,339

# Roadways

---

Provide a safe, convenient, effective, multimodal roadway system which is coordinated with future land use and provides for the mobility of people and goods

**Total Bond Funding: \$23M**

**Total Tranche 1: \$7.6M**

## Objectives

- Reduce streets in disrepair, poor maintenance, and with potential liability claims
- Minimize traffic congestion
- Enable adaptive traffic flow and multi-modal capacity

## Supporting Actions

- Initially target very poor condition roads outside of the priority drainage basins until the storm-water master plan (SWMP) is updated to avoid committing funds on segments that may require drainage enhancements due to flooding mitigation requirements
- Complete City-wide pavement condition index to guide future tranches
- Coordinate road efforts to complement sea-level rise and flood prevention projects
- Collaborate with County and State transportation agencies to identify leveraging opportunities and coordinate proximate construction efforts
- Focus on roadway improvements within priority drainage basins once the SWMP has been completed and project synergies can be planned

# Roadways

Provide a safe, convenient, effective, multimodal roadway system which is coordinated with future land use and provides for the mobility of people and goods

**Total Bond Funding: \$23M**

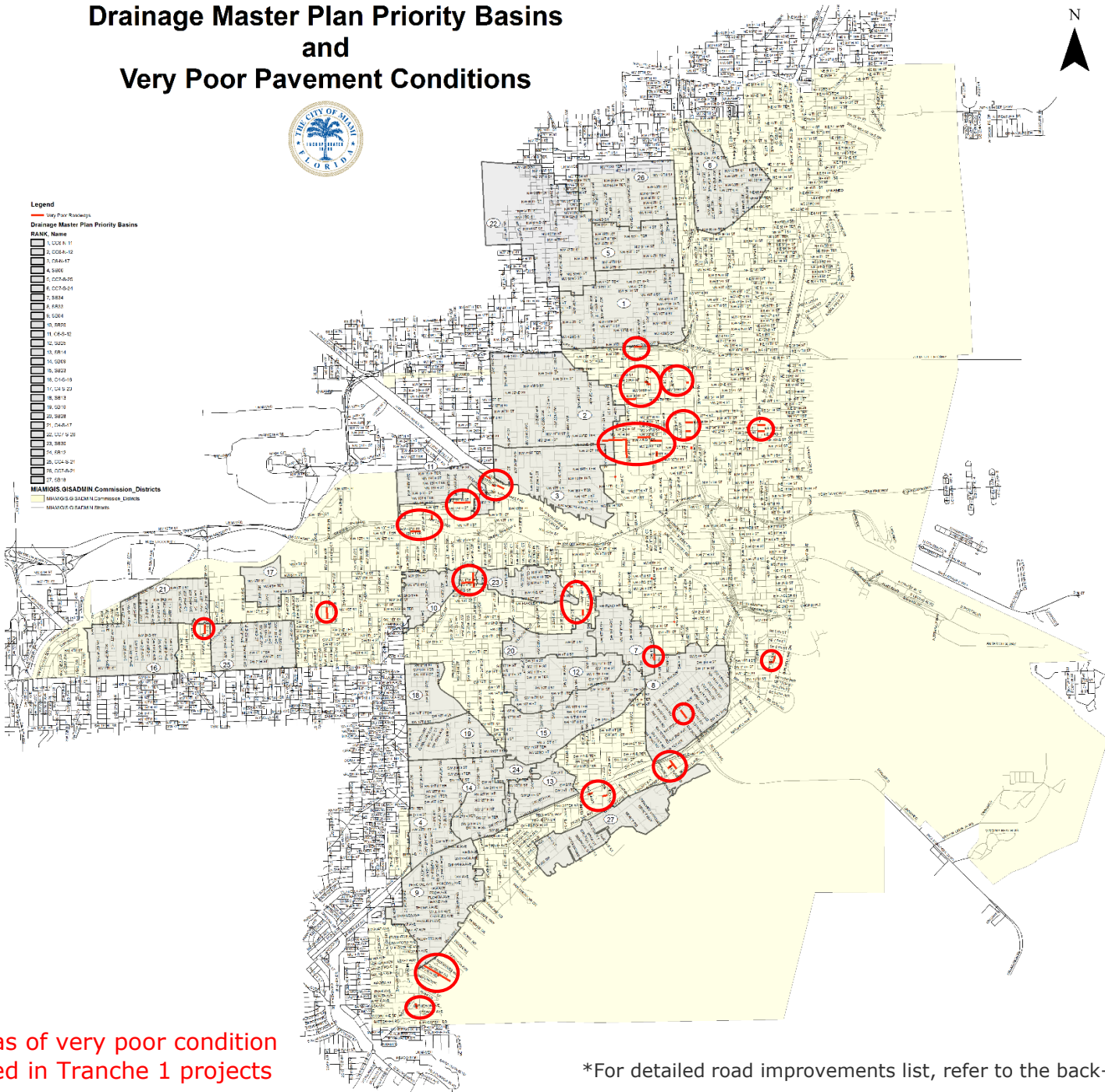
**Total Tranche 1: \$7.6M**

Project	Description	Project B#	District	Bond Funding	Total Cost
Very Poor Condition Roads, Phase 1 - Outside Priority Drainage Basins	Repair/resurface/reconstruct roads rated "Very Poor" that do not fall within priority drainage basins (3.8 miles citywide)		CW	\$ 7,590,182	\$ 7,590,182

# Drainage Master Plan Priority Basins and Very Poor Pavement Conditions



- Legend**
- Very Poor Roadways
  - Drainage Master Plan Priority Basins
  - RANK Name**
  - 1. C-16-N-11
  - 2. C-16-N-12
  - 3. C-16-N-17
  - 4. S-16-N
  - 5. C-16-N-16
  - 6. C-16-N-14
  - 7. S-16-N
  - 8. S-16-N
  - 9. S-16-N
  - 10. S-16-N
  - 11. C-16-N-12
  - 12. S-16-N
  - 13. S-16-N
  - 14. S-16-N
  - 15. S-16-N
  - 16. S-16-N
  - 17. C-16-N-19
  - 18. S-16-N
  - 19. S-16-N
  - 20. S-16-N
  - 21. S-16-N
  - 22. C-16-N-20
  - 23. S-16-N
  - 24. S-16-N
  - 25. C-16-N-21
  - 26. C-16-N-21
  - 27. S-16-N
  - MIAMI'S GISADMIN Commission\_Districts**
  - MIAMI'S GISADMIN Commission\_Districts
  - MIAMI'S GISADMIN Districts



○ Denotes areas of very poor condition roads included in Tranche 1 projects

\*For detailed road improvements list, refer to the back-up slides



# Parks and Cultural Facilities

---

Provide accessible world-class parks and cultural facilities to the residents of Miami

**Total Bond Funding: \$78M**

**Total Tranche 1: \$25.3M**

## Objectives

- Replace capital assets past their useful life
- Replace and Renovate park elements and facilities in poor condition
- Improve safety and accessibility of park and cultural facilities
- Invest prudently to reduce future maintenance costs

## Supporting Actions

- Seek complementary funding from County, State, Federal, non-profit foundations and private sources
- DREAM will establish process to better identify, evaluate, and select cultural facilities projects
- Planning Department to structure plan for Olympia Theater that includes MDC and transfer development rights
- Invest in further park condition assessments in order to optimize future MFB tranche recommendations

# Parks and Cultural Facilities

Provide accessible world-class parks and cultural facilities to the residents of Miami

**Total Bond Funding: \$78M / Total Tranche 1: \$25.3M**

Project	Description	Project B#	District	Bond Funding	Total Cost
Alice Wainwright Park Seawall and Resiliency	Shortfall - Waterfront Park - General Enhancements	40-B40454C	2	\$ 2,650,000	\$ 4,906,280
Douglas Park Community Center	Design and construction of a new 6000 sq.ft. community center	40-B40581	2	\$ 1,000,000	\$ 4,365,345
Legion Park Boat Ramp	Shortfall - General Enhancements	40-B40510	5	\$ 263,000	\$ 1,895,536
Spring Garden Point Park	General Enhancements - Historic Building	40-B40566	5	\$ 850,000	\$ 1,500,000
Legion Park Building	Shortfall - General Enhancements	40-B40510A	5	\$ 825,000	\$ 2,995,893
City-wide Parks Access and Mobility Renovations	Replace and renovate asphalt and walkways to enhance mobility, aging-friendly access, and safety within parks citywide		CW	\$ 2,212,000	\$ 2,212,000
City-wide Parks Playground Renovations	Replace and renovate playgrounds within parks citywide		CW	\$ 2,788,200	\$ 2,788,200
City-wide Parks Roofing Reconstruction	Replace and reconstruct roofing within parks citywide		CW	\$ 655,400	\$ 655,400
Bay of Pigs Park	Improvements at the Bay of Pigs Park for outdoor recreational exercise equipment, park furnishings, irrigation, landscaping, sodding, drinking fountain, offstreet parking, walkways and paths, pedestrian connectivity, and other various improvements	40-B183526	4	\$ 310,000	\$ 1,020,000
Morningside Park Pool Design and Permitting	Design for construction of new pool		2	\$ 600,000	
West End Park Master Plan, Pool Design and Enhancements	Design for demolition and construction of new pool	40-B183505	4	\$ 500,000	\$ 700,000
Antonio Maceo Boat Ramp and Dock Renovations	Shortfall - Enhance boat ramp, sidewalks and docks	40-B17357	1	\$ 79,929	\$ 579,929
Curtis Park Community Center Design	Design only (based off of modification of existing West End Community Center Design)		1	\$ 400,000	
Armbrister Park Community Center Design	Design only (based off of modification of existing West End Community Center Design)		2	\$ 400,000	
Moore Park Gym Design and Construction	Design similar to Gibson Park Gym as an add-on to the existing community center at Moore Park (fund half from other sources)		5	\$ 6,800,000	\$ 6,800,000
PBA/Fern Isle Park Enhancements	Addition of pavillions, barbeques areas, and outdoor fitness stations along with other improvements	40-B40543	1	\$ 244,700	\$ 4,211,007
Coral Way Park Expansion and Enhancements	Park expansion and enhancements to include a young children's playground, picnic area, wall modifications with gates to access existing park, and additional parking		3	\$ 925,000	\$ 925,000
Riverside Park Renovations and Enhancements	Playground equipment and miscellaneous park renovations and enhancements (TBD)		3	\$ 995,000	\$ 995,000
Bryan Park Playground Renovations and Park Enhancements	Playground Renovations and Upgrades		4	\$ 650,000	\$ 650,000
New Park at 3699/3701 SW 1st AVE	New Park at 3699/3701 SW 1st AVE (TBD)		3	\$ 1,200,000	\$ 1,200,000
New Park at 2200 SW 9th AVE & 910 SW 22nd RD	New Park at 2200 SW 9th AVE & 910 SW 22nd RD (TBD)		3	\$ 1,000,000	\$ 1,000,000

# Public Safety

---

Enhance the City's ability to save lives and protect property while promoting the health and well-being of our citizens

**Total Bond Funding: \$7M**

**Total Tranche 1: \$0.4M**

## Objectives

- Minimize fire and rescue response and recovery time
- Improve response ability, facility resilience, and community outreach

## Supporting Actions

- Pursue leveraged funding to complement investment in FS#10
- Seek opportunities to acquire \$7M to release \$18M of HMGP funding for Fire Training Center (FTC)
- Coordinate with DREAM and Housing & Community Development on likelihood and feasibility of FTC relocation
- Collaborate with Public Works and OCI to determine interest to pursue Opticom or new Computer-Assisted Dispatch systems

# Public Safety

Enhance the City's ability to save lives and protect property while promoting the health and well-being of our citizens

**Total Bond Funding: \$7M**

**Total Tranche 1: \$0.4M**

Project	Description	Project B#	District	Bond Funding	Total Cost
Fire Facilities Resiliency Project (FS10) - Design	Master plan / site plan, conceptual design, and due diligence studies for FS#10 4101 NW 7th St.		1	\$ 420,000	

# Sea-Level Rise and Flood Prevention

---

Mitigate the most severe current and future sea-level rise, flood risks and vulnerabilities through strategic infrastructure investments

**Total Bond Funding: \$192M**

**Total Tranche 1: \$10.3M**

## Objectives

- Minimize flooding frequency, severity, duration, and impacts
- Protect critical infrastructure and high-use areas
- Reduce financial and economic vulnerability

## Supporting Actions

- In the short-term, minimize road improvement projects for areas likely targeted for major storm-water enhancements
- Pursue FIND grant for Jose Marti Park riverfront design
- Validate heights of drainage rims for backflow valve installation
- Deliberately extract SWMP information to guide storm-water and flood prevention decisions and directing future project investments
- Coordinate closely with SWMP consultant to synchronize activities and communications messaging
- Seek complementary funding as relevant SWMP information is received and assessed
- Continue to participate in industry studies resulting in more targeted outcomes



# Sea-Level Rise and Flood Prevention

Mitigate the most severe current and future sea-level rise, flood risks and vulnerabilities through strategic infrastructure investments

**Total Bond Funding: \$192M**

**Total Tranche 1: \$10.3M**

Project	Description	Project B#	District	Bond Funding	Total Cost
Immediate Flood Control: Install Backflow Valves (Phase 1)	Install approximately 50 one-way outfall valves (target locations where drainage manifold heights <= 2.7 feet)		CW	\$ 2,457,000	\$ 2,457,000
Improve Drainage Outside of Priority Drainage Basins (Phase 1)	Repair priority drainage areas (50 outside of flooding areas)		CW	\$ 2,300,000	\$ 2,300,000
Brickell Bay Drive Design Criteria Package	Design Criteria Package for Resiliency Sea Level Risk Mitigation, based on RC100 Plan (rebuilding seawall and creation of linear park)		2	\$ 1,000,000	
Jose Marti Park Flood Mitigation Study and Design	Seawall/Riverwalk Study and Design, which will serve as standard for riverside projects. Matching Van Allen grant \$60k and potential FIND grant for design/construction		3	\$ 940,000	
Fairview Flood Mitigation	Construct drainage pump station	40-B30737	2	\$ 1,800,000	\$ 4,944,615
NW 17th Street from NW 27th AVE to NW 32nd AVE - Road & Drainage Construction	Reconstruct road and major drainage system	40-B183611	1	\$ 1,797,928	\$ 2,047,928

# Affordable Housing

---

Create and preserve affordable housing units, as well as increase employment opportunities through job training and assisting local existing and new businesses

**Total Bond Funding: \$100M**

**Total Tranche 1: \$15M**

## Objectives

- Improve availability of affordable housing units across diverse income levels
- Leverage alternative funding sources or partnerships
- Gain district support for potential projects received through RFP process

## Supporting Actions

- Leverage funding in collaboration with County, State, and Federal resources
- Ensure funding is secured and enforced by a Mortgage, Restrictive Covenant, Note, Disbursement Agreement, Regulatory Agreement, Rental Agreement, etc.
- Identify needs through affordable housing studies and research (i.e. FIU affordable housing study) along with internal and external coordination among stakeholders
- Coordinate between Housing & Community Development, DREAM, OCI, Finance/Budget, and City Attorneys (including counterparts in M-DC)
- Incorporate economic development opportunity funds on mixed-use housing projects within the commercial component
- Assist homeowners in preserving their homes under the Homeownership Preservation Strategy
- Initially release RFPs to determine interest and ultimately acquire land for the construction and preservation of affordable and workforce housing



# Affordable Housing

Create and preserve affordable housing units, as well as increase employment opportunities through job training and assisting local existing and new businesses

**Total Bond Funding: \$100M**

**Total Tranche 1: \$15M**

Project	Description	Project B#	District	Bond Funding
Construction and Permanent Financing: MLK Residences	Reimbursable Allocation to developer (Atlantic-Pacific). Supported by City RFP and land parcel contribution		5	\$ 2,000,000.00
Construction and Permanent Financing: Liberty Renaissance	Reimbursable Allocation to developer (Centennial). Supported by City RFP and land parcel contribution		5	\$ 1,000,000.00
Affording Housing and Economic Development	Allocation of funds for the construction and preservation of affordable and workforce housing to be selected as a result of an RFP process.		CW	\$ 8,000,000.00
Home Ownership Preservation / Single Family Home Rehabilitation	Provides rehabilitation assistance to City of Miami homeowners, with repairs necessary in bringing the home to decent, safe and sanitary conditions, as well as to include materials and methods that harden the property to better withstand natural weather occurrences as well as to maximize the energy efficiencies of the home.		CW	\$ 4,000,000.00



# Tranche 1 Review

	Roads	Parks	Public Safety	SLR&FP	Housing	Total
<b>Total Bond Funding</b>	\$ 23	\$ 78	\$ 7	\$ 192	\$ 100	\$ 400
<b>Tranche 1</b>	\$ 7.6	\$ 25.3	\$ 0.4	\$ 10.3	\$ 15.0	\$ 58.7
<i>Percentage</i>	33%	32%	6%	5%	15%	15%

- Tranche 1 focuses on **ready projects** aligned with overarching themes and achieving bond category criteria. Concentrates on Roads and Parks categories with a strategic investment in Roadways, Parks and Cultural Facilities, Public Safety, and Sea-Level Rise and Flood Prevention
- Tranche 1 sets the foundation for future bond tranches by initiating and monitoring studies, planning, designs, and assessments to propel the project pipeline
- Tranche 1 is divided into Series A and Series B, with A focused on immediate impact to infrastructure and B concentrated on Affordable Housing solutions

# Backup

# Roads Detail

Breakout of "Very Poor" condition roads outside of priority drainage basins

Street	From Road	To Road	District	Length (ft)	Miles	Cost (\$M)
NE 24TH ST	N Miami Ave	FEC Rail Road	2	395	0.07	\$ 0.15
NE 25TH ST	N Miami Ave	FEC Rail Road	2	468	0.09	\$ 0.18
NO-CA-TEE DR	SW 17th Ave	Hilola St	2	291	0.06	\$ 0.11
NW 10TH CT	NW 20 St	320' North	1	320	0.06	\$ 0.12
NW 11TH AVE	NW 23 St Intersection		1	129	0.02	\$ 0.05
NW 11TH AVE	NW 35 Ter Intersection		3	63	0.01	\$ 0.02
NW 13TH AVE	NW 23 St	NW 21 St	1	1015	0.19	\$ 0.39
NW 13TH AVE	NW 23 St	32' North	1	32	0.01	\$ 0.01
NW 13TH ST	NW 36 Ave	NW 35 Ave	1	580	0.11	\$ 0.22
NW 14TH AVE	NW 19 St Intersection		1	176	0.03	\$ 0.07
NW 14TH AVE	NW 24 St Intersection		1	80	0.02	\$ 0.03
NW 16TH ST	NW 31 Ave	NW 30 Ave	1	951	0.18	\$ 0.37
NW 18TH TER	150' east of NW 27 Ave	429' East	1	429	0.08	\$ 0.17
NW 19TH ST	150' west of NW 14th Ave		1	55	0.01	\$ 0.02
NW 21ST TER	NW 13 Ave Intersection		1	44	0.01	\$ 0.02
NW 22ND TER	NW 11 Ave	NW 10 Ave	1	668	0.13	\$ 0.26
NW 23RD ST	Multiple Locations		1	2534	0.48	\$ 0.98
NW 24TH ST	Multiple Locations		1	341	0.06	\$ 0.13
NW 26TH ST	NW 7 Ave	I-95	1	419	0.08	\$ 0.16
NW 28TH ST	NW 8 Ave Intersection		1	91	0.02	\$ 0.04
NW 30TH AVE	NW 6 St	NW 4 St	4	844	0.16	\$ 0.33
NW 30TH ST	NW 13 Ave	NW 12 Ave	1	648	0.12	\$ 0.25
NW 33RD CT	NW 14 Ter	NW 14 St	1	282	0.05	\$ 0.11
NW 33RD ST	NW 7th Ave Cir	157' East	1	157	0.03	\$ 0.06

# Roads Detail Cont'd

Breakout of "Very Poor" condition roads outside of priority drainage basins

Street	From Road	To Road	District	Length (ft)	Miles	Cost (\$M)
NW 35TH ST	Multiple Locations		1	94	0.02	\$ 0.04
NW 3RD ST	NW 19 Ave	NW 18 Ct	3	171	0.03	\$ 0.07
NW 40TH ST	NW 12 Ave	I-95 W Off Ramp	5	429	0.08	\$ 0.17
NW 44TH AVE	NW 2 St	W Flagler St	4	646	0.12	\$ 0.25
NW 4TH ST	NW 11 Ave Intersection		3	71	0.01	\$ 0.03
NW 4TH TER	NW 30 Pl	NW 30 Ave	4	671	0.13	\$ 0.26
NW 6TH PL	NW 21 St	163' North	5	163	0.03	\$ 0.06
NW 8TH AVE	NW 35 St Intersection		1	128	0.02	\$ 0.05
NW SOUTH RIVER DR	NW 29 Ave	NW 27 Ct	1	341	0.06	\$ 0.13
SE 10TH ST	S Miami Ave	SE 1 Ave	2	237	0.04	\$ 0.09
SE 1ST AVE	SE 10 St	SE 9 St	2	368	0.07	\$ 0.14
ST GAUDENS CT	St Gaudens Rd	117' South	2	117	0.02	\$ 0.05
ST GAUDENS RD	Main Hwy	Biscayne Bay	2	1731	0.33	\$ 0.67
SUNSHINE RD	Justison Ct	Matheson Ave	2	325	0.06	\$ 0.13
SW 11TH AVE	SW 9 St	SW 8 St	3	362	0.07	\$ 0.14
SW 18TH AVE	SW 1 St	W Flagler St	3	337	0.06	\$ 0.13
SW 25TH RD	SW 4 Ave	SW 3 Ave	3	578	0.11	\$ 0.22
SW 31ST RD	US-1	S Miami Ave	2	602	0.11	\$ 0.23
SW 3RD ST	SW 9 Ave Intersection		3	67	0.01	\$ 0.03
SW 57TH CT	SW 2 St	W Flagler St	4	529	0.10	\$ 0.20
SW 9TH AVE	SW 3 St Intersction		3	48	0.01	\$ 0.02
SW MIAMI CT	SW 32 Rd	SW 31 Rd	2	379	0.07	\$ 0.15
WA-KEE-NA DR	Taluga Dr	No-Ca-Tee Dr	2	290	0.05	\$ 0.11
<b>Total to Fund</b>					<b>3.7 Miles</b>	<b>\$ 7.59</b>
<b>Total to Defer</b>					<b>3.7 Miles</b>	<b>\$ 7.61</b>

# Parks Enhancements Detail

Identifies the **\$5.7M** of individually identified parks enhancements, excluding those with an existing B#

Project	Description	District	Bond Funding
Antonio Maceo Park	Access and Mobility Renovations	1	\$ 169,500
Athalie Range Park	Access and Mobility Renovations	5	\$ 45,200
Baywood Park	Access and Mobility Renovations	5	\$ 169,500
Bryan Park	Access and Mobility Renovations	4	\$ 33,900
Charles Hadley Park	Access and Mobility Renovations	5	\$ 67,800
Coral Gate Park	Access and Mobility Renovations	4	\$ 33,900
Dorsey Park	Access and Mobility Renovations	2	\$ 22,600
E.G. Sewell Park	Access and Mobility Renovations	1	\$ 56,500
Eaton Park	Access and Mobility Renovations	5	\$ 22,600
Gerry Curtis Park	Access and Mobility Renovations	1	\$ 22,600
Grapeland Heights Park	Access and Mobility Renovations	1	\$ 22,600
Henderson Park	Access and Mobility Renovations	3	\$ 22,600
Jose Marti Park	Access and Mobility Renovations	3	\$ 67,800
Kinloch Park	Access and Mobility Renovations	1	\$ 33,900
Lemon City Park	Access and Mobility Renovations	5	\$ 22,600
Margaret Pace Park	Access and Mobility Renovations	2	\$ 56,500
Melrose Park	Access and Mobility Renovations	1	\$ 45,200
Morningside Park	Access and Mobility Renovations	2	\$ 90,400
North Bay Vista Park	Access and Mobility Renovations	5	\$ 22,600
Peacock Park	Access and Mobility Renovations	2	\$ 22,600
Rainbow Village Park	Access and Mobility Renovations	5	\$ 33,900
Robert King High Park	Access and Mobility Renovations	4	\$ 33,900
Shenandoah Park	Access and Mobility Renovations	4	\$ 67,800
Williams Park	Access and Mobility Renovations	5	\$ 65,000
Citywide New Walkways	Access and Mobility Renovations	CW	\$ 621,500
Citywide Parks Parking Lot Improvements	Access and Mobility Renovations	CW	\$ 339,000
Citywide Playground Enhancements	Playground Renovations	CW	\$ 500,000
E.G. Sewell Park	Playground Renovations	1	\$ 350,000
Eaton Park	Playground Renovations	5	\$ 226,000
Fern Isle Park	Playground Renovations	1	\$ 339,000
Henry Reeves Park	Playground Renovations	5	\$ 316,400
Juan Pablo Duarte Park	Playground Renovations	1	\$ 406,800
Mary Brickell Park	Playground Renovations	2	\$ 375,000
Pines Height Mini Park	Playground Renovations	1	\$ 275,000
Athalie Range Park	Roofing Replacement/Reconstruction	5	\$ 90,400
Buena Vista Park	Roofing Replacement/Reconstruction	5	\$ 67,800
Dorsey Park	Roofing Replacement/Reconstruction	2	\$ 45,200
Eaton Day Care	Roofing Replacement/Reconstruction	5	\$ 33,900
Fern Isle Park	Roofing Replacement/Reconstruction	1	\$ 113,000
Henderson Park	Roofing Replacement/Reconstruction	3	\$ 22,600
Henry Reeves Park	Roofing Replacement/Reconstruction	5	\$ 67,800
Juan Pablo Duarte Park	Roofing Replacement/Reconstruction	1	\$ 79,100
Kinloch Park - Sandra DeLucca Development Center	Roofing Replacement/Reconstruction	1	\$ 56,500
Lummus Park	Roofing Replacement/Reconstruction	5	\$ 79,100
<b>Total</b>			<b>\$ 5,655,600</b>